



Stainless Steel Service Ball Valves

TECHNICAL SPECIFICATIONS SUBMITTAL FORM

Job Name:	Submittal Date:	Wholesaler:
Job Location:	Engineer/Architect:	Contractor:

Product Use:

Service valve for use in refrigeration, commercial HVAC, VRF, multi-mini split, sub-critical and trans-critical applications. Specifically designed for CO₂ refrigeration.

Design and Features:

- Service valves with 2030 PSI (140 Bar) working pressure
- Compatible with CO₂ (R744), HCFC, HFC, HFO refrigerants, and oils
- Teflon (PTFE) seals
- Rupture-proof encapsulated stem and bi-directional flow
- Stainless steel body
- 100% leak tested
- Stamped with serial number and packaged in poly-bag
- Two-year warranty

Operating Specifications:

- Temperature: -40° to 302°F (-40°C to 150°C)
- Burst Pressure: 5 times the working pressure
- Life Expectancy: >50,000 cycles

CO₂-HS Sizes, Ball Port Sizes, Kv/Cv, and Pressure Ratings

PART NUMBER	CONNECTIONS		BALL PORT SIZE	KV	CV	MAXIMUM OPERATING PRESSURE	
	W, MM	SAE, IN	MM	M3/H	GPM	BAR	PSI
CO2-HS10	10	0.25"	10	1.1	1.3	140	2030
CO2-HS12	12	0.25"	10	1.1	1.3	140	2030



CO₂-HS Materials

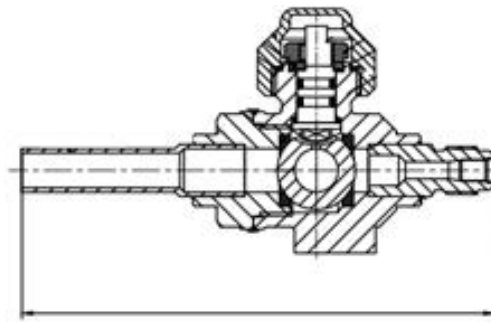
PART	MATERIAL
STUBOUTS	Stainless Steel
SEALS & SEATS	Teflon (PTFE)
CAP	Stainless Steel
STEM	Stainless Steel
LOCK NUT	Stainless Steel
BODY	Stainless Steel
BALL	Stainless Steel



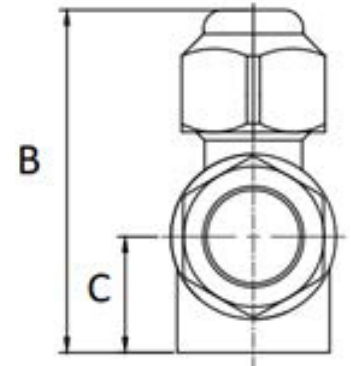
Stainless Steel Service Ball Valves

CO2-HS Dimensions

Model	CONNECTIONS		A		B		C		D	
	W, MM	SAE, IN	MM	IN	MM	IN	MM	IN	MM	IN
CO2-HS10	10	0.25"	109	4.29"	56.1	2.21"	19	0.75"	68	2.68"
CO2-HS12	12	0.25"	109	4.29"	56.1	2.21"	19	0.75"	68	2.68"

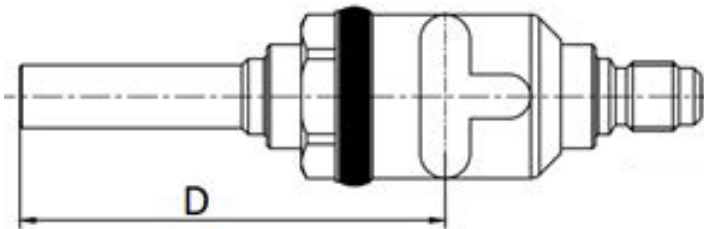


A



B

C



D

Part Selection

	CO2-HS10	10mm hybrid service ball valve
	CO2-HS12	12mm hybrid service ball valve

The information contained herein is not intended to replace the full product installation and safety information available or the experience of a trained product installer. You are required to thoroughly read all installation instructions and product safety information before beginning the installation of a product.

All installations must completely comply with all NDL Industries warnings and instructions, national state and local codes and all applicable ANSI standards.

NDL Industries product specifications in U.S. customary units and metric are approximate and are provided for reference only. For precise measurements, please contact Customer

Service. NDL Industries reserves the right to change or modify product design, construction, specifications, or materials without prior notice and without incurring any obligation to make such changes and modifications on NDL products previously or subsequently sold.



Explore our full line of high-quality HVAC-R and plumbing products.

ndlinc.com | 1-866-635-6888 | sales@ndlinc.com

@ndlindustries

