



NDL Industries

# P/AC Copper Fittings Product Guide

High-Quality HVAC-R Components for Commercial,  
Industrial, and Residential Applications





# P/AC Copper Fittings

## Table of Contents

Product Information .....	1
Female Adapters .....	2
Female Street Adapters .....	2
Male Adapters .....	2
Male Street Adapters .....	3
Reducing Bushings .....	3
Caps .....	3, 4
Reducing Couplings .....	4
Roll Stop Couplings .....	4
Stake Stop Couplings .....	5
45° Elbows .....	5
45° Street Elbows .....	5, 6
90° Long Radius Elbows .....	6
90° Long Radius Street Elbows .....	6
90° Short Radius Elbows .....	7
90° Short Radius Street Elbows .....	7
P-Traps .....	7
Tees .....	8
Reducing Tees .....	8, 9
Unions .....	9





# P/AC Copper Fittings

## Innovative HVAC-R Products with High-Quality Performance

- NDL ensures copper quality content and strict adherence to meet or exceed ASME B16 .22 standards for wall thickness.
- Each fitting is marked with OD size for easy field identification.
- Fittings are poly-bagged within the box, keeping them clean and contaminant-free prior to installation.
- The fittings have tight tolerances on the cup side for a stronger joint with the tube and easier brazing.
- Our copper fittings have zero reported failures since 1999 .


## Certifications and Approvals

- ANSI/ASME B16.22, B16.29, B16.18, B16.15, B16.26, B16.24, and B16.23
- CRN-Approved

## Symbols

- C** Copper (cup) manufactured to receive copper tube diameter
- FTG** Fittings end made to copper tube diameter
- F** Female, internal ANSI Standard taper pipe thr-d (NPTI)
- M** Male, external ANSI Standard taper pipe thr-d (NPTE)





### Female Adapters (C x F)

PART #	OD - DESCRIPTION	BOX QTY	WT (LB)	WT (G)
N-1231	5/8" x 1/2" Female Adapter	25	0.064	29
N-1232	5/8" x 3/8" Female Adapter	50	0.079	36
N-1224	3/8" x 1/2" Female Adapter	EA	0.09	41
N-1246	7/8" x 3/4" Female Adapter	25	0.095	43
N-1230	5/8" x 3/4" Female Adapter	25	0.11	50
N-1263	1-1/8" x 1" Female Adapter	20	0.165	75
N-1271	1-3/8" x 1-1/4" Female Adapter	10	0.276	125
N-1279	1-5/8" x 1-1/2" Female Adapter	10	0.392	178
N-1287	2-1/8" x 2" Female Adapter	2	0.613	278



### Female Street Adapters (FTG x F)

PART #	OD - DESCRIPTION	BOX QTY	WT (LB)	WT (G)
N-1531	5/8" x 1/2" Female Street Adapter	25	0.071	32
N-1532	5/8" x 3/8" Female Street Adapter	EA	0.079	36
N-1563	1-1/8" x 1" Female Street Adapter	10	0.229	104
N-1587	2-1/8" x 2" Female Street Adapter	EA	0.71	322



### Male Adapters (C x M)

PART #	OD - DESCRIPTION	BOX QTY	WT (LB)	WT (G)
N-1132	5/8" x 3/8" Male Adapter	50	0.079	36
N-1146	7/8" x 3/4" Male Adapter	25	0.093	42
N-1130	5/8" x 3/4" Male Adapter	25	0.13	59
N-1163	1-1/8" x 1" Male Adapter	20	0.152	69
N-1164	1-1/8" x 3/4" Male Adapter	25	0.19	86
N-1171	1-3/8" x 1-1/4" Male Adapter	10	0.254	115
N-1172	1-3/8" x 1" Male Adapter	10	0.28	127
N-1179	1-5/8" x 1-1/2" Male Adapter	10	0.342	155
N-1187	2-1/8" x 2" Male Adapter	2	0.518	235





### Male Street Adapters (FTG x M)

PART #	OD - DESCRIPTION	BOX QTY	WT (LB)	WT (G)
N-1446	7/8" x 3/4" Male Street Adapter	20	0.161	73.0
N-1463	1-1/8" x 1" Male Street Adapter	10	0.240	109.0
N-1487	2-1/8" x 2" Male Street Adapter	EA	0.800	363.0



### Reducing Bushings (FTG x C)

PART #	OD - DESCRIPTION	BOX QTY	WT (LB)	WT (G)
N-1306	3/8" x 1/4" Reducing Bushing	100	0.008	3.5
N-1314	1/2" x 1/4" Reducing Bushing	100	0.011	5
N-1312	1/2" x 3/8" Reducing Bushing	100	0.011	5
N-1317	5/8" x 3/8" Reducing Bushing	100	0.02	9
N-1315	5/8" x 1/2" Reducing Bushing	100	0.02	9
N-1322	3/4" x 3/8" Reducing Bushing	50	0.031	14
N-1320	3/4" x 5/8" Reducing Bushing	50	0.031	14
N-1326	7/8" x 5/8" Reducing Bushing	50	0.044	20
N-1325	7/8" x 3/4" Reducing Bushing	50	0.044	20
N-1340	1-1/8" x 1/2" Reducing Bushing	25	0.077	35
N-1339	1-1/8" x 5/8" Reducing Bushing	25	0.077	35
N-1338	1-1/8" x 3/4" Reducing Bushing	25	0.088	40
N-1337	1-1/8" x 7/8" Reducing Bushing	25	0.093	42
N-1343	1-3/8" x 1-1/8" Reducing Bushing	25	0.137	62
N-1359	2-1/8" x 1-3/8" Reducing Bushing	EA	0.315	143



### Caps

PART #	OD - DESCRIPTION	BOX QTY	WT (LB)	WT (G)
N-7004	3/8" Cap	100	0.005	2.3
N-7006	1/2" Cap	100	0.009	4.0
N-7007	5/8" Cap	100	0.015	7.0
N-7008	3/4" Cap	50	0.027	12.0
N-7009	7/8" Cap	50	0.033	15.0
N-7011	1-1/8" Cap	25	0.066	30.0



### Caps - Continued

PART #	OD - DESCRIPTION	BOX QTY	WT (LB)	WT (G)
N-7012	1-3/8" Cap	EA	0.104	47.0
N-7014	2-1/8" Cap	5	0.265	120.0



### Reducing Couplings (C x C)

PART #	OD - DESCRIPTION	BOX QTY	WT (LB)	WT (G)
N-1011	3/8" x 1/4" Reducing Coupling	100	0.008	3.8
N-1010	3/8" x 5/16" Reducing Coupling	100	0.008	3.8
N-1019	1/2" x 3/8" Reducing Coupling	100	0.012	5.6
N-1023	5/8" x 1/2" Reducing Coupling	100	0.022	10
N-1025	5/8" x 3/8" Reducing Coupling	100	0.023	10.5
N-1029	3/4" x 5/8" Reducing Coupling	50	0.035	16
N-1030	3/4" x 1/2" Reducing Coupling	50	0.035	16
N-1035	7/8" x 3/4" Reducing Coupling	50	0.049	22
N-1036	7/8" x 5/8" Reducing Coupling	50	0.049	22
N-1050	1-1/8" x 3/4" Reducing Coupling	25	0.084	38
N-1049	1-1/8" x 7/8" Reducing Coupling	EA	0.093	42.2
N-1056	1-3/8" x 1-1/8" Reducing Coupling	EA	0.128	58.1
N-1060	1-1/4" x 1/2" Reducing Coupling	EA	0.137	62



### Roll Stop Couplings (C x C)

PART #	OD - DESCRIPTION	BOX QTY	WT (LB)	WT (G)
N-1003	1/4" Roll Stop Coupling	100	0.004	1.6
N-1009	3/8" Roll Stop Coupling	100	0.008	3.4
N-1017	1/2" Roll Stop Coupling	100	0.012	5.5
N-1022	5/8" Roll Stop Coupling	100	0.023	10.5
N-1028	3/4" Roll Stop Coupling	50	0.036	16.5
N-1034	7/8" Roll Stop Coupling	50	0.051	23
N-1047	1-1/8" Roll Stop Coupling	25	0.104	47
N-1055	1-3/8" Roll Stop Coupling	10	0.139	63
N-1063	1-5/8" Roll Stop Coupling	10	0.214	97





### Stake Stop Couplings (C x C)

PART #	OD - DESCRIPTION	BOX QTY	WT (LB)	WT (G)
N-10141	1/4" Coupling withstake stop	100	0.004	1.6
N-10143	3/8" Coupling withstake stop	100	0.008	3.4
N-10144	1/2" Coupling withstake stop	100	0.013	6.0
N-10145	5/8" Coupling withstake stop	100	0.022	10.0
N-10157	3/4" Coupling withstake stop	EA	0.036	16.5
N-10146	7/8" Coupling withstake stop	EA	0.051	23.0
N-10147	1-1/8" Coupling withstake stop	EA	0.101	46.0
N-10148	1-3/8" Coupling withstake stop	10	0.139	63.0
N-10149	1-5/8" Coupling withstake stop	10	0.209	95.0
N-10150	2-1/8" Coupling withstake stop	EA	0.379	172.0
N-10152	3-1/8" Coupling withstake stop	EA	0.926	420.0



### 45° Elbows (C x C)

PART #	OD - DESCRIPTION	BOX QTY	WT (LB)	WT (G)
N-3005	1/4" 45° Elbow	100	0.008	3.5
N-3012	3/8" 45° Elbow	100	0.012	5.2
N-3021	1/2" 45° Elbow	100	0.018	8.0
N-3026	5/8" 45° Elbow	50	0.031	14.0
N-3030	3/4" 45° Elbow	50	0.049	22.0
N-3034	7/8" 45° Elbow	25	0.071	32.0
N-3044	1-1/8" 45° Elbow	20	0.124	56.0
N-3050	1-3/8" 45° Elbow	10	0.201	91.0
N-3055	1-5/8" 45° Elbow	5	0.304	138.0
N-3059	2" 45° Elbow	EA	0.547	248.0



### 45° Street Elbows (FTG x C)

PART #	OD - DESCRIPTION	BOX QTY	WT (LB)	WT (G)
N-3312	3/8" 45° Street Elbow	100	0.012	5.5
N-3321	1/2" 45° Street Elbow	100	0.019	8.5
N-3330	3/4" 45° Street Elbow	50	0.052	23.5



### 45° Street Elbows (FTG x C) - Continued

PART #	OD - DESCRIPTION	BOX QTY	WT (LB)	WT (G)
N-3334	7/8" 45° Street Elbow	25	0.075	34.0
N-3344	1-1/8" 45° Street Elbow	20	0.128	58.0
N-3350	1-3/8" 45° Street Elbow	10	0.198	90.0



### 90° Long Radius Elbows (C x C)

PART #	OD - DESCRIPTION	BOX QTY	WT (LB)	WT (G)
N-2715	1/4" 90° Long Radius Elbow	100	0.011	5.0
N-2710	5/16" 90° Long Radius Elbow	100	0.017	7.8
N-2716	3/8" 90° Long Radius Elbow	100	0.020	9.0
N-2717	1/2" 90° Long Radius Elbow	100	0.030	13.5
N-2722	5/8" 90° Long Radius Elbow	50	0.050	22.5
N-2728	3/4" 90° Long Radius Elbow	50	0.077	35.0
N-2734	7/8" 90° Long Radius Elbow	25	0.115	52.0
N-2747	1-1/8" 90° Long Radius Elbow	10	0.216	98.0
N-2055	1-3/8" 90° Long Radius Elbow	10	0.364	165.0
N-2063	1-5/8" 90° Long Radius Elbow	5	0.540	245.0
N-2072	2-1/8" 90° Long Radius Elbow	EA	0.992	450.0



### 90° Long Radius Street Elbows (FTG x C)

PART #	OD - DESCRIPTION	BOX QTY	WT (LB)	WT (G)
N-2809	3/8" Long Radius Street Elbow	100	0.020	9.0
N-2817	1/2" Long Radius Street Elbow	100	0.030	13.5
N-2822	5/8" Long Radius Street Elbow	50	0.051	23.0
N-2828	3/4" Long Radius Street Elbow	50	0.079	36.0
N-2834	7/8" Long Radius Street Elbow	25	0.117	53.0
N-2847	1-1/8" Long Radius Street Elbow	10	0.221	100.0
N-2350	1-3/8" Long Radius Street Elbow	10	0.335	152.0
N-2355	1-5/8" Long Radius Street Elbow	5	0.551	250.0
N-2359	2-1/8" Long Radius Street Elbow	EA	1.003	455.0





### 90° Short Radius Elbows (C x C)

PART #	OD - DESCRIPTION	BOX QTY	WT (LB)	WT (G)
N-2003	1/4" 90° Short Radius Elbow	100	0.008	3.5
N-2009	3/8" 90° Short Radius Elbow	100	0.013	6.0
N-1617	1/2" 90° Short Radius Elbow	100	0.020	9.0
N-1622	5/8" 90° Short Radius Elbow	50	0.034	15.2
N-1628	3/4" 90° Short Radius Elbow	50	0.057	26.0
N-1634	7/8" 90° Short Radius Elbow	25	0.075	34.0
N-1647	1-1/8" 90° Short Radius Elbow	20	0.154	70.0
N-2084	1-3/8" 90° Short Radius Elbow	10	0.225	102.0
N-2085	1-5/8" 90° Short Radius Elbow	10	0.331	150.0
N-2086	2-1/8" 90° Short Radius Elbow	EA	0.639	290.0



### 90° Short Radius Street Elbows (FTG x C)

PART #	OD - DESCRIPTION	BOX QTY	WT (LB)	WT (G)
N-2305	1/4" 90° Short Radius Street Elbow	100	0.008	3.5
N-2312	3/8" 90° Short Radius Street Elbow	100	0.013	6.0
N-1651	1/2" 90° Short Radius Street Elbow	100	0.021	9.5
N-1652	5/8" 90° Short Radius Street Elbow	50	0.035	16.0
N-1653	3/4" 90° Short Radius Street Elbow	50	0.060	27.0
N-1654	7/8" 90° Short Radius Street Elbow	25	0.079	36.0
N-1655	1-1/8" 90° Short Radius Street Elbow	20	0.163	74.0
N-2384	1-3/8" 90° Short Radius Street Elbow	10	0.243	110.0
N-2385	1-5/8" 90° Short Radius Street Elbow	5	0.364	165.0
N-2386	2-1/8" 90° Short Radius Street Elbow	EA	0.672	305.0



### P-Traps

PART #	OD - DESCRIPTION	BOX QTY	WT (LB)	WT (G)
N-60999	5/8" P-Traps	EA	0.463	210.0
N-61008	3/4" P-Traps	2	0.562	255.0
N-61000	7/8" P-Traps	2	0.739	335.0
N-61001	1-1/8" P-Traps	2	1.124	510.0





### Tees (C x C x C)


PART #	OD - DESCRIPTION	BOX QTY	WT (LB)	WT (G)
N-40306	1/4" Tee	100	0.013	6.1
N-4000	3/8" Tee	100	0.020	9.0
N-4001	1/2" Tee	100	0.035	15.8
N-4047	1/2 x 1/2 x 3/4 Tee	25	0.106	48.0
N-4006	5/8" Tee	50	0.058	26.5
N-4017	3/4" Tee	50	0.106	48.0
N-4031	7/8" Tee	25	0.143	65.0
N-4048	1-1/8" Tee	10	0.267	121.0
N-4068	1-3/8" Tee	10	0.375	170.0
N-4084	1-5/8" Tee	5	0.595	270.0
N-40102	2-1/8" Tee	EA	1.047	475.0



### Reducing Tees (C x C x C)


PART #	OD - DESCRIPTION	BOX QTY	WT (LB)	WT (G)
N-4002	1/2" x 1/2" x 3/8" Reducing Tee	100	0.042	19.0
N-4014	5/8" x 5/8" x 1/4" Reducing Tee	50	0.049	22.0
N-4008	5/8" x 5/8" x 3/8" Reducing Tee	50	0.049	22.0
N-4007	5/8" x 5/8" x 1/2" Reducing Tee	50	0.049	22.0
N-4019	3/4" x 3/4" x 1/2" Reducing Tee	50	0.088	40.0
N-4035	7/8" x 7/8" x 3/8" Reducing Tee	25	0.115	52.0
N-4034	7/8" x 7/8" x 1/2" Reducing Tee	25	0.115	52.0
N-4033	7/8" x 7/8" x 5/8" Reducing Tee	25	0.132	60.0
N-4049	1-1/8" x 1-1/8" x 7/8" Reducing Tee	10	0.265	120.0
N-4050	1-1/8" x 1-1/8" x 3/4" Reducing Tee	10	0.254	115.0
N-4051	1-1/8" x 1-1/8" x 5/8" Reducing Tee	10	0.232	105.0
N-4070	1-3/8" x 1-3/8" x 7/8" Reducing Tee	10	0.342	155.0
N-4069	1-3/8" x 1-3/8" x 1-1/8" Reducing Tee	10	0.342	155.0
N-4087	1-5/8" x 1-5/8" x 7/8" Reducing Tee	5	0.496	225.0
N-4086	1-5/8" x 1-5/8" x 1-1/8" Reducing Tee	5	0.562	255.0
N-4085	1-5/8" x 1-5/8" x 1-3/8" Reducing Tee	5	0.584	265.0






### Reducing Tees (C x C x C)

PART #	OD - DESCRIPTION	BOX QTY	WT (LB)	WT (G)
N-4004	1/2" x 3/8" x 3/8" Reducing Tee	100	0.042	19.0
N-4010	5/8" x 1/2" x 1/2" Reducing Tee	50	0.062	28.0
N-4011	5/8" x 1/2" x 3/8" Reducing Tee	50	0.062	28.0
N-4044	7/8" x 5/8" x 1/2" Reducing Tee	25	0.154	70.0
N-4043	7/8" x 5/8" x 5/8" Reducing Tee	25	0.137	62.0
N-4037	7/8" x 3/4" x 3/4" Reducing Tee	25	0.154	70.0
N-4056	1-1/8" x 7/8" x 7/8" Reducing Tee	10	0.265	120.0



### Reducing Tees (C x C x C)

PART #	OD - DESCRIPTION	BOX QTY	WT (LB)	WT (G)
N-4005	3/8" x 3/8" x 1/2" Reducing Tee	100	0.044	20.0
N-4015	1/2" x 1/2" x 5/8" Reducing Tee	50	0.066	30.0
N-4047	5/8" x 5/8" x 7/8" Reducing Tee	25	0.106	48.0
N-4065	7/8" x 7/8" x 1-1/8" Reducing Tee	10	0.221	100.0



### Reducing Tees (C x C x C)

PART #	OD - DESCRIPTION	BOX QTY	WT (LB)	WT (G)
N-4012	5/8" x 3/8" x 5/8" Reducing Tee	50	0.062	28.0
N-4041	7/8" x 5/8" x 7/8" Reducing Tee	25	0.159	72.0
N-4055	1-1/8" x 7/8" x 1-1/8" Reducing Tee	10	0.298	135.0



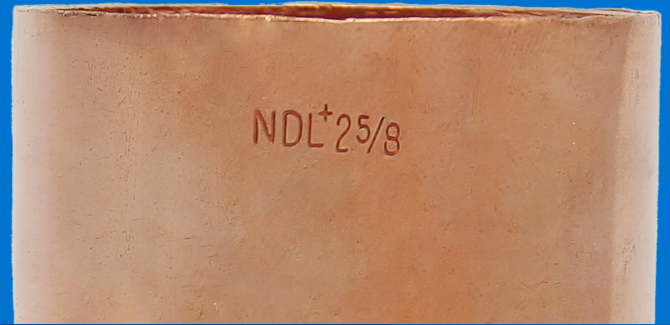
### Unions (C x C)

PART #	OD - DESCRIPTION	BOX QTY	WT (LB)	WT (G)
N-8003	5/8" Union C x C	25	0.190	86.0
N-8004	7/8" Union (C x C)	25	0.375	170.0
N-8005	1-1/8" Union (C x C)	10	0.507	230.0



## QUALITY STAMP

Only after our products pass strict and rigorous quality tests will the NDL name be stamped on them. The NDL Quality Stamp is our seal of approval that our products can be trusted in the field.



## We Focus on Quality and Service So You Can Install with Confidence.

Since 1998, our mission has been to stay ahead of the curve as an industry leader in the HVAC, Refrigeration, and Hydronic markets. We have achieved this over the years by heavily emphasizing quality, innovation, and maintaining a global team of experienced professionals to deliver top-notch service. We continue to hold ourselves to the highest standards, never sacrificing the quality of our products or the commitment to our customers that has made us the company we are today.

*What you can expect from us:*

- Fast order turnaround
- Real-time order communications
- Field-experienced sales and technical support
- Parts packaged in contractor-friendly sized bags
- High-quality control standards for superior fit and finish



## Global Team with Fast Order Turnaround

With distribution centers strategically located worldwide, we ensure fast order fulfillment while maintaining the exceptional customer service that has earned us our trusted reputation.

*Locations:*

- Southaven, Mississippi (United States)
- Vancouver, British Columbia (Canada)
- Milton Keynes, Buckinghamshire (Europe)



Explore our full line of high-quality HVAC-R, CO<sub>2</sub> Refrigeration, and Hydronic products.

[ndlindustries.com](http://ndlindustries.com) | 1-866-635-6888 | [sales@ndlinc.com](mailto:sales@ndlinc.com)

@ndlindustries

